



Home Learning Resource Pack

Year 2

Miss Wilson

March 2020

Dear parent / carer

During this difficult and unprecedented time, we want to minimise disruption to students' education as far as possible. We are therefore providing students with work to complete at home.

Below we have included a simplified version of their usual timetable **as a guide** for home learning.

Time		
09:00-10:15	Maths	
10:15-10:30	Break	
10:30-11:30	English	
11:30-12:00	Exercise – Jumpstart Jonny/ Super Movers	
12:00-12:45	Lunch	
12:45-1:00	Reading	
1:00-1:45	Monday	Topic – Project Work
	Tuesday	Free choice
	Wednesday	Mathletics
	Thursday	Science Revision
	Friday	Spelling and Arithmetic test
1:45-2:00	Break	
2:00-3:00	Monday	Science Revision
	Tuesday	Topic – Project Work
	Wednesday	Artist Study
	Thursday	Free choice
	Friday	Topic – Project Work
After School Activities	Jigsaws Lego Sudoku	Board Games Arts and crafts Colouring Pictures

In the enclosed pack there are resources to support your child's learning in each subject.

Students - what you should do:

- Complete all work to the best of your ability and as neatly as possible. Use the exercise book provided where appropriate.
- Try your best to complete tasks

Parents / carers – what you can do:

- Provide a quiet space for your child to work in.
- Try to follow the timetable outlined above.
- Encourage your child to complete all work to the best of their ability and as neatly as possible.
- Ask your child about the work they are doing and help them where you can; a great way of doing this is by testing them on what they have learned.

If you have any general queries, please contact the

- Class teacher via Dojo. Teachers will be available to support with learning during school hours. We will notify parents if a teacher becomes unwell and allocate another teacher to take queries.

What to do if your child is ill:

If your child tests positive for Coronavirus

- Please follow NHS guidance in relation to Coronavirus:
<https://www.nhs.uk/conditions/coronavirus-covid-19/>

We understand this is a difficult and worrying time, and we aim to keep parents and students updated and informed regularly in relation to what is happening with school. Please check our website <http://www.browneyacademy.co.uk/> and our Facebook page for further updates.

If you have any general queries, I will be available via Dojo.

With very best wishes,

Mrs Catherine Harris

Subject Focus

Below you will find a focus for each subject. This is an adapted version of your child's learning in school. Some subjects are missing as it would be difficult for a child to access this without the work being teacher led.

Please refer to the class information leaflet for more information.

Subject	Focus
Maths	Revision of all skills, arithmetic practice, mathematics and reasoning questions
English	Writing genre: Narrative based on their favourite book Reading: reading papers and quiet reading time GPS: revision of skills learned throughout the year
Science	Revision of plants and materials
Topic	A project on Coastline
Artist Study	Complete an artist study on Edvard Munch

English

For some of the activities listed below, your child may require a login. Please let me know if you do not have a login for any websites I direct you to.

*Classroom secrets kids: <https://kids.classroomsecrets.co.uk/my-account/>
Your child has a login for this, and their username is 72239 followed by your
child's first name.
For example: their username 72239bob and their password is password1!*

Day 1-

Please can your child follow these links and complete these punctuation and grammar activities on classroom secrets kids.

- <https://kids.classroomsecrets.co.uk/year-2-all-four-sentence/>
- <https://kids.classroomsecrets.co.uk/year-2-exclamations-and-statements/>
- <https://kids.classroomsecrets.co.uk/year-2-gps-introducing-possession/>
- <https://kids.classroomsecrets.co.uk/year-2-recognising-and-using-simple-past-and-present-tenses/>

Day 2 –

Please complete this reading comprehension based on Easter, linking with our RE topic, Christianity.

<https://kids.classroomsecrets.co.uk/resource/year-2-easter-reading-comprehension-the-easter-story/>

Day 3 –


Using the setting description sheets, please can your child describe what they can see on the picture, using some of the suggested vocabulary provided on the sheet.

Day 4 –

Readiwriter – spelling practice on this week's spellings


And

Grammar, Punctuation and Vocabulary practice and revision activity booklet
pages 4 – 8



Day 5 –

Please can your child complete pages 14 - 18 in their **reading** practice and revision activity booklet **as well as** pages 9 - 18 in their **Grammar, Punctuation and Vocabulary** practice and revision activity booklet.





Please test your child's spellings for the week today!

Day 6 –

Write a story based on your child's favourite book as though they were the main character. Children can plan their story on any format, and this does not need to be officially recorded.

Day 7 –

Please can your child complete pages 19 - 25 in their **reading** practice and revision activity booklet **as well as** pages 19 - 25 in their **Grammar, Punctuation and Vocabulary** practice and revision activity booklet.



Day 8 –


Please complete the sheet using adverbs.

Day 9 –

Please complete the Apostrophe possession worksheets.

Day 10 –

Please can your child complete pages 24 – 32 in their reading practice and revision activity booklet. This is similar to a reading paper for the SATs so is very good practice!



Please test your child's spellings for the week today!

Reading and VGP

The children have also received a small selection school library books to continue reading at home. Please continue to record any home reading in the children's reading diaries as this will greatly assist us in monitoring the children's progress. The children are more than welcome to read any home books, and this can also be recorded in the reading records.

Children have access to ReadiWriter and Classroom Secrets Kids for extra work.

<http://www.magickeys.com/books/> This website has storybooks online that children can read from phones, tablets, computers or iPad if limited reading is available.

Maths

Please note, your child must complete these mathematics tasks before allowing them access to any other mathematics content.

Day 1 –

There will be a mathematics arithmetic paper to complete today.

Day 2 –

A mathematics reasoning paper will be uploaded for children to apply their problem solving and reasoning skills.

Day 3 –

Please complete geometry booklet from mathematics on shape.

Day 4 –

Please complete attached arithmetic paper with 30 questions.

Day 5 –

A multiplication test 2, 5 and 10 will be set today on mathematics as well as a task on shape.

Day 6 –

There will be a different mathematics arithmetic paper to complete today.

Day 7 –

Another mathematics reasoning paper will be uploaded today for children to apply their problem solving and reasoning skills.

Day 8 –

Please play this addition and subtraction matching game using log in provided on the English work page:

<https://kids.classroomsecrets.co.uk/resource/year-2-addition-and-subtraction-matching-game/>

Also, can they complete this arithmetic revision paper online:

<https://kids.classroomsecrets.co.uk/year-2-sats-arithmetic-revision-day-1/>

Day 9 –

Another arithmetic mathematics paper will be assigned today for children.

Day 10 –

Finally, a last reasoning paper will be uploaded to mathematics.

Please spend 10 minutes daily refreshing your times table skills using this link for fun games:

<https://www.topmarks.co.uk/maths-games/5-7-years/times-tables>

Please note: Children have access to Mathematics and Classroom Secrets Kids. Please view the timetable attached to see which activities the children are required to do on each day.

Science - Revision

Test yourself on what you can remember about plants and materials (from our science topic in Autumn and spring 1).

- Here is a link for science games for children to play. There are also some quizzes that they can take after! <https://www.natgeokids.com/uk/category/play-and-win/games/>
- Children can revise science topics of Plants and Materials also if you follow this link: <https://www.topmarks.co.uk/Search.aspx?Subject=26&AgeGroup=2>

Topic Work – Project on Coastline

Children to research and complete a project on their current topic Coastline.

Home Learning ideas:

- Research Grace Darling as a significant figure and produce a poster or a fact file.
- Make a poster or detailed diagram to display the knowledge you have learnt – i.e. Lighthouses or knowledge on the North East coast.
- Create a leaflet about Captain James Cook.
- Draw a detailed sketch/painting of the coast
- Create a beach scene out of a shoe box!
- Art/DT related activities to coast

United Kingdom

The United Kingdom, or UK, is a union of four countries. These are England, Northern Ireland, Scotland and Wales. The UK is surrounded by four seas and oceans. These are the Atlantic Ocean, English Channel, Irish Sea and North Sea.




Coastal features

There are many features of the UK coastline.

Physical features

Physical features are naturally formed. Humans haven't made them. Rain, wind and the sea can change physical features over time.



Human features

Human features are those that have been made by humans. There are many human features on the coastline such as shops, roads and piers.



Whitby

Whitby is a busy tourist town on the coast of North Yorkshire, England. It is surrounded by the beautiful countryside of the North Yorkshire Moors. The River Esk runs through Whitby, splitting the town into two parts. The old town is on the east bank of the river and is full of small shops and narrow, cobbled streets. The new town is on the west bank of the river. The new town has bigger, more modern shops and a large park and museum.



Dangers at the coast


The coastline can be a dangerous place. It is important to stay safe and know what to do in an emergency.



Look for warning signs, follow advice and do not take risks.



Never go near water alone. Make sure an adult is with you.



Do not use inflatable toys or airbeds in the sea when a wind sock is blowing.

Captain Cook timeline

Captain James Cook was a famous explorer who lived almost 300 years ago. He discovered places that no other European had ever visited. He drew detailed maps and was the first person to sail around the world in both directions. He was awarded the Copley Medal for finding out how to keep sailors healthy at sea.



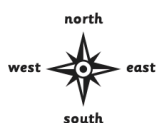
- 1728** Captain Cook was born in north-east England.
- 1755** He joined the Royal Navy and became a skilled sailor.
- 1768** He set off on his first voyage and discovered New Zealand.
- 1771** He returned to England.
- 1772** His second voyage began. He sailed close to Antarctica.
- 1775** Captain Cook returned to England.
- 1776** His third voyage began. He went to Hawaii.
- 1779** He was killed by islanders in Hawaii after an argument about a missing boat.

Maps

Maps are used to help people find their way from one place to another or find out where different places are. Physical and human features are marked on a map with symbols.



People will often use a compass to tell them which direction they are travelling. The main points on a compass are north, south, east and west.



Red and yellow flags mean it is safe to swim.



Black and white flags mean it is safe for surfing, not for swimming.



Red flags mean danger. It is not safe to swim.




Check the weather forecast for bad weather.



Use safety equipment, such as a life jacket.



Call 999 in an emergency. Ask for the coastguard and they will call for the lifeboat.



Artist Study

Children to complete an artist study on the artist Edvard Munch. Please research the artist and find out about some of his work. Why not try and replicate some of the artist' artwork focusing on the use of colours in the landscape and how they are used in his art.

Have a look at these sites for some ideas:

- https://kids.kiddle.co/Edvard_Munch
- https://wiki.kidzsearch.com/wiki/Edvard_Munch
- <https://primaryfacts.com/2240/edvard-munch-facts-and-information/>
- <https://kids.britannica.com/students/article/Edvard-Munch/275980>

Exercise

Access the following pages to keep exercising at home...

- **Jump start Jonny** - Select some of the free videos to get your heartbeat racing
<https://www.jumpstartjonny.co.uk/home>
- **BBC Supermovers** – Select the KS1 videos and keep learning whilst keeping fit
<https://www.bbc.co.uk/teach/supermovers/ks1-collection/zbr4scw>



Additional Resources

Computing

Blockly Games

- Access the computing games by typing in the webpage below. Children can play a range of different games to develop their programming skills. <https://blockly.games>
- Scratch allows your child to play coding games to enhance their computing ability. They get to code their own games too! If you complete this, please send screenshots or pictures of children completing this task to put in our learning journal!
<https://scratch.mit.edu/explore/projects/games/>

Websites to support home learning

IXL Maths

Access this site at home to play maths games with topics across the whole curriculum.

<https://uk.ixl.com/math/year-2>

Classroom secrets kids

Mathletics

ReadiWriter

Blocky Games

Jump Start Jonny

Supermovers

BBC Bitesize Geography

<https://www.bbc.co.uk/bitesize/subjects/zbkw2hv>

World Geography Games – VERY GOOD

<https://world-geography-games.com/>

5 Minute Crafts PLAY

<https://www.youtube.com/channel/UC57XAJ04TY8gNxOWf-Sy0Q>